

## PGE Capital Group indicators

The PGE Group's indicators for 2024 are presented in the tables below, prepared on the basis of the formulas included in Regulation 2023/2486, whereby:

Y – Yes, Taxonomy-eligible and Taxonomy-aligned activity with the relevant environmental objective

N – No, Taxonomy-eligible but not Taxonomy-aligned activity with the relevant environmental objective

N/EL – Not eligible, Taxonomy-non-eligible activity for the relevant environmental objective.

Table: Proportion of turnover from products or services associated with Taxonomy-aligned economic activities

Financial year 2024	2024			Substantial contribution criteria						DNSH criteria							Proportion of Taxonomy-aligned (A.1.) or -eligible (A.2.) turnover, year 2023 (18)	Category enabling activity (19)	Category transitional activity (20)
	Code (2)	Turnover (3)	Proportion of Turnover, year N (4)	Climate Change Mitigation (5)	Climate Change Adaptation (6)	Water (7)	Pollution (8)	Circular Economy (9)	Biodiversity (10)	Climate Change Mitigation (11)	Climate Change Adaptation (12)	Water (13)	Pollution (14)	Circular Economy (15)	Biodiversity (16)	Minimum Safeguards (17)			
Economic activities																			
Text		Currency	%	Y; N; N/EL	Y; N; N/EL	Y; N; N/EL	Y; N; N/EL	Y; N; N/EL	Y; N; N/EL	Y/N	Y/N	Y/N	Y/N	Y/N	Y/N	Y/N	%	E	Y
<b>A. TAXONOMY-ELIGIBLE ACTIVITIES</b>																			
<b>A.1 Environmentally sustainable activities (Taxonomy-aligned)</b>																			
Electricity generation using solar photovoltaic technology	CCM 4.1	32	0.0%	Y	N/EL	N/EL	N/EL	N/EL	N/EL	Y	Y	n/a	n/a	Y	Y	Y	0.0%		
Electricity generation from wind power	CCM 4.3	739	1.1%	Y	N/EL	N/EL	N/EL	N/EL	N/EL	Y	Y	Y	n/a	Y	Y	Y	0.9%		
Transmission and distribution of electricity	CCM 4.9	13,597	21.1%	Y	N/EL	N/EL	N/EL	N/EL	N/EL	Y	Y	n/a	Y	Y	Y	Y	12.7%	E	
District heating/cooling distribution	CCM 4.15	5	0.0%	Y	N/EL	N/EL	N/EL	N/EL	N/EL	Y	Y	Y	Y	n/a	Y	Y	0.0%		
Cogeneration of heat/cool and power from bioenergy	CCM 4.20	26	0.0%	Y	N/EL	N/EL	N/EL	N/EL	N/EL	Y	Y	Y	Y	n/a	Y	Y	0.0%		
Infrastructure for rail transport	CCM 6.14	542	0.8%	Y	N/EL	N/EL	N/EL	N/EL	N/EL	Y	Y	Y	Y	Y	Y	Y	0.4%	E	
Installation, maintenance and repair of renewable energy technologies	CCM 7.6	55	0.1%	Y	N/EL	N/EL	N/EL	N/EL	N/EL	Y	Y	n/a	n/a	n/a	n/a	Y	0.0%	E	
<b>Turnover of environmentally sustainable activities (Taxonomy-aligned) (A.1)</b>		<b>14,996</b>	<b>23.3%</b>	100.0%	0%	0%	0%	0%	0%	Y							14.0%		
<b>Of which enabling</b>		14,194	22.0%	22.0%													13.2%	E	
<b>Of which transitional</b>		0	0.0%	0.0%													0.0%		T
<b>A.2 Taxonomy-eligible but not environmentally sustainable activities (not Taxonomy-aligned activities)</b>																			
				EL; N/EL	EL; N/EL	EL; N/EL	EL; N/EL	EL; N/EL	EL; N/EL										
Electricity generation from wind power	CCM 4.3	76	0.1%	EL	N/EL	N/EL	N/EL	N/EL	N/EL								0.0%		

Financial year 2024	2024			Substantial contribution criteria						DNSH criteria						Minimum Safeguards (17)	Proportion of Taxonomy-aligned (A.1.) or -eligible (A.2.) turnover, year 2023 (18)	Category enabling activity (19)	Category transitional activity (20)
										“Does Not Significantly Harm”									
Economic activities	Code (2)	Turnover (3)	Proportion of Turnover, year N (4)	Climate Change Mitigation (5)	Climate Change Adaptation (6)	Water (7)	Pollution (8)	Circular Economy (9)	Biodiversity (10)	Climate Change Mitigation (11)	Climate Change Adaptation (12)	Water (13)	Pollution (14)	Circular Economy (15)	Biodiversity (16)				
Electricity generation from hydropower	CCM 4.5	111	0.2%	EL	N/EL	N/EL	N/EL	N/EL	N/EL							0.1%			
Transmission and distribution of electricity	CCM 4.9	102	0.2%	EL	N/EL	N/EL	N/EL	N/EL	N/EL							0.1%			
Storage of electricity	CCM 4.10	1,407	2.2%	EL	N/EL	N/EL	N/EL	N/EL	N/EL							1.8%			
District heating/cooling distribution	CCM 4.15	216	0.3%	EL	N/EL	N/EL	N/EL	N/EL	N/EL							0.2%			
Cogeneration of heat/cool and power from bioenergy	CCM 4.20	269	0.4%	EL	N/EL	N/EL	N/EL	N/EL	N/EL							0.4%			
Production of heat/cool from solar thermal heating	CCM 4.21	0	0.0%	EL	N/EL	N/EL	N/EL	N/EL	N/EL							0.0%			
Production of heat/cool from bioenergy	CCM 4.24	54	0.1%	EL	N/EL	N/EL	N/EL	N/EL	N/EL							0.1%			
Electricity generation from fossil gaseous fuels	CCM 4.29	1,466	2.2%	EL	N/EL	N/EL	N/EL	N/EL	N/EL							-			
High-efficiency co-generation of heat/cool and power from fossil gaseous fuels	CCM 4.30	3,368	5.2%	EL	N/EL	N/EL	N/EL	N/EL	N/EL							3.8%			
Production of heat/cool from fossil gaseous fuels in an efficient district heating and cooling system	CCM 4.31	316	0.5%	EL	N/EL	N/EL	N/EL	N/EL	N/EL							0.1%			
Turnover of Taxonomy-eligible but not environmentally sustainable activities (not Taxonomy-aligned activities) (A.2)		7,385	11.4%	11.4%												6.7%			
A. Turnover of Taxonomy-eligible activities (A.1+A.2)		22,381	34.7%													20.7%			
B. TAXONOMY-NON-ELIGIBLE ACTIVITIES																			
Turnover of Taxonomy-non-eligible activities (B)		42,102	65.3%																
TOTAL (A + B)		64,483	100.0%																

In accordance with Regulation 2023/2486, the code is an abbreviation of the relevant objective to which the economic activity makes a substantial contribution, as well as the number of the section dedicated to that activity in the relevant annex concerning the objective, namely:

climate change mitigation: CCM

climate change adaptation: CCA

water and marine resources: WTR

circular economy: CE

pollution prevention and control: PPC

biodiversity and ecosystems: BIO

Table: Proportion of turnover by climate target for 2024

	Proportion of turnover/total turnover	
	Taxonomy - aligned per objective	Taxonomy – eligible per objective
CCM	23.3%	34.7%
CCA	0.0%	0.0%
WTR	0.0%	0.0%
CE	0.0%	0.0%
PPC	0.0%	0.0%
BIO	0.0%	0.0%

Table: Proportion of CapEx from products or services associated with Taxonomy-aligned economic activities

Financial year 2024	2024			Substantial contribution criteria						DNSH criteria “Does Not Significantly Harm”						Minimum Safeguards (17)	Proportion of Taxonomy- aligned (A.1.) or -eligible (A.2.) CapEx, year 2023 (18)	Category enabling activity (19)	Category transitional activity (20)	
	Code (2)	CapEx (3)	Proportion of Turnover, year N (4)	Climate Change Mitigation (5)	Climate Change Adaptation (6)	Water (7)	Pollution (8)	Circular Economy (9)	Biodiversity (10)	Climate Change Mitigation (11)	Climate Change Adaptation (12)	Water (13)	Pollution (14)	Circular Economy (15)	Biodiversity (16)					
Economic activities																				
Text		Currency	%	Y; N; N/EL	Y; N; N/EL	Y; N; N/EL	Y; N; N/EL	Y; N; N/EL	Y; N; N/EL	Y/N	Y/N	Y/N	Y/N	Y/N	Y/N	Y/N	%	E	Y	
A. TAXONOMY-ELIGIBLE ACTIVITIES																				
A.1 Environmentally sustainable activities (Taxonomy-aligned)																				
Electricity generation using solar photovoltaic technology	CCM 4.1	374	3.5%	Y	N/EL	N/EL	N/EL	N/EL	N/EL	Y	Y	n/a	n/a	Y	Y	Y	3.1%			
Electricity generation from wind power	CCM 4.3	21	0.2%	Y	N/EL	N/EL	N/EL	N/EL	N/EL	Y	Y	Y	n/a	Y	Y	Y	2.1%			
Transmission and distribution of electricity	CCM 4.9	4,285	40.1%	Y	N/EL	N/EL	N/EL	N/EL	N/EL	Y	Y	n/a	Y	Y	Y	Y	63.0%	E		
Cogeneration of heat/cool and power from bioenergy	CCM 4.20	1	0.0%	Y	N/EL	N/EL	N/EL	N/EL	N/EL	Y	Y	Y	Y	n/a	Y	Y	0.0%			
Production of heat/cool from solar thermal heating	CCM 4.21	0	0.0%	Y	N/EL	N/EL	N/EL	N/EL	N/EL	Y	Y	n/a	Y	Y	Y	Y	-			
Collection and transport of non-hazardous waste in source segregated fractions	CCM 5.5	0	0.0%	Y	N/EL	N/EL	N/EL	N/EL	N/EL	Y	Y	n/a	n/a	Y	n/a	Y	0.0%			
Infrastructure for rail transport	CCM 6.14	34	0.3%	Y	N/EL	N/EL	N/EL	N/EL	N/EL	Y	Y	Y	Y	Y	Y	Y	3.1%	E		
CapEx of environmentally sustainable activities (Taxonomy-aligned) (A.1)		4,715	44.1%	44.1%	0%	0%	0%	0%	0%	Y							71.3%			
Of which enabling		4,318	40.4%	40.4%													66.1%	E		
Of which transitional		0	0.0%	0.0%													0.0%		T	
A.2 Taxonomy-eligible but not environmentally sustainable activities (not Taxonomy-aligned activities)																				
				EL; N/EL	EL; N/EL	EL; N/EL	EL; N/EL	EL; N/EL	EL; N/EL											
Nature-based solutions for flood and drought risk prevention and protection	WTR 3.1	0	0.0%	N/EL	N/EL	EL	N/EL	N/EL	N/EL								0.1%			
Electricity generation using solar photovoltaic technology	CCM 4.1	0	0.0%	EL	N/EL	N/EL	N/EL	N/EL	N/EL								0.0%			
Electricity generation from wind power	CCM 4.3	911	8.5%	EL	N/EL	N/EL	N/EL	N/EL	N/EL								2.6%			

Financial year 2024	2024			Substantial contribution criteria						DNSH criteria						Minimum Safeguards (17)	Proportion of Taxonomy-aligned (A.1.) or -eligible (A.2.) CapEx, year 2023 (18)	Category enabling activity (19)	Category transitional activity (20)
	Code (2)	CapEx (3)	Proportion of Turnover, year N (4)	Climate Change Mitigation (5)	Climate Change Adaptation (6)	Water (7)	Pollution (8)	Circular Economy (9)	Biodiversity (10)	"Does Not Significantly Harm"									
Climate Change Mitigation (11)										Climate Change Adaptation (12)	Water (13)	Pollution (14)	Circular Economy (15)	Biodiversity (16)					
Economic activities																			
Electricity generation from hydropower	CCM 4.5	85	0.8%	EL	N/EL	N/EL	N/EL	N/EL	N/EL							0.6%			
Transmission and distribution of electricity	CCM 4.9	3	0.0%	EL	N/EL	N/EL	N/EL	N/EL	N/EL							0.0%			
Storage of electricity	CCM 4.10	253	2.4%	EL	N/EL	N/EL	N/EL	N/EL	N/EL							0.6%			
District heating/cooling distribution	CCM 4.15	64	0.6%	EL	N/EL	N/EL	N/EL	N/EL	N/EL							0.4%			
Cogeneration of heat/cool and power from bioenergy	CCM 4.20	17	0.2%	EL	N/EL	N/EL	N/EL	N/EL	N/EL							0.0%			
Production of heat/cool from bioenergy	CCM 4.24	16	0.2%	EL	N/EL	N/EL	N/EL	N/EL	N/EL							0.0%			
Electricity generation from fossil gaseous fuels	CCM 4.29	2,451	22.9%													3.5%			
High-efficiency co-generation of heat/cool and power from fossil gaseous fuels	CCM 4.30	564	5.3%	EL	N/EL	N/EL	N/EL	N/EL	N/EL							4.0%			
Production of heat/cool from fossil gaseous fuels in an efficient district heating and cooling system	CCM 4.31	111	1.0%	EL	N/EL	N/EL	N/EL	N/EL	N/EL							1.0%			
Repair, refurbishment and remanufacturing	CE 5.1	16	0.2%	N/EL	N/EL	N/EL	N/EL	EL	N/EL							0.1%			
Renewal of waste water collection and treatment	CCM 5.4	26	0.1%	EL	N/EL	N/EL	N/EL	N/EL	N/EL							0.3%			
Data processing, hosting and related activities	CCM 8.1	12	0.1%	EL	N/EL	N/EL	N/EL	N/EL	N/EL							0.1%			
CapEx of Taxonomy-eligible but not environmentally sustainable activities (not Taxonomy-aligned activities) (A.2)		4,529	42.4%	42.2%				0.2%								13.2%			
CapEx of Taxonomy-eligible activities (A.1+A.2)		9,244	86.5%							84.5%									
B. TAXONOMY-NON-ELIGIBLE ACTIVITIES																			
CapEx of Taxonomy-non-eligible activities		1,445	13.5%																
Total (A + B)		10,689	100.0%																

In accordance with Regulation 2023/2486, the code is an abbreviation of the relevant objective to which the economic activity makes a substantial contribution, as well as the number of the section dedicated to that activity in the relevant annex concerning the objective, namely:

climate change mitigation: CCM

climate change adaptation: CCA

water and marine resources: WTR

circular economy: CE

pollution prevention and control: PPC

biodiversity and ecosystems: BIO

Table: Proportion of CapEx by climate target for 2024

	Proportion of CapEx/Total CapEx	
	Taxonomy - aligned per objective	Taxonomy - eligible per objective
CCM	41.1%	86.3%
CCA	0.0%	0.0%
WTR	0.0%	0.0%
CE	0.0%	0.2%
PPC	0.0%	0.0%
BIO	0.0%	0.0%

Table: Proportion of OpEx from products or services associated with Taxonomy-aligned economic activities

Financial year 2024	2024			Substantial contribution criteria						DNSH criteria "Does Not Significantly Harm"									
	Code (2)	OpEx (3)	Proportion of Turnover, year N (4)	Climate Change Mitigation (5)	Climate Change Adaptation (6)	Water (7)	Pollution (8)	Circular Economy (9)	Biodiversity (10)	Climate Change Mitigation (11)	Climate Change Adaptation (12)	Water (13)	Pollution (14)	Circular Economy (15)	Biodiversity (16)	Minimum Safeguards (17)	Proportion of Taxonomy-aligned (A.1.) or -eligible (A.2.) OpEx, year 2023 (18)	Category enabling activity (19)	Category transitional activity (20)
Text		Currency	%	Y; N; N/EL	Y; N; N/EL	Y; N; N/EL	Y; N; N/EL	Y; N; N/EL	Y; N; N/EL	Y/N	Y/N	Y/N	Y/N	Y/N	Y/N	Y/N	%	E	Y
<b>A. TAXONOMY-ELIGIBLE ACTIVITIES</b>																			
<b>A.1 Environmentally sustainable activities (Taxonomy-aligned)</b>																			
Electricity generation using solar photovoltaic technology	CCM 4.1	2	0.1%	Y	N/EL	N/EL	N/EL	N/EL	N/EL	Y	Y	n/a	n/a	Y	Y	Y	0.1%		
Electricity generation from wind power	CCM 4.3	43	2.8%	Y	N/EL	N/EL	N/EL	N/EL	N/EL	Y	Y	Y	n/a	Y	Y	Y	2.8%		
Transmission and distribution of electricity	CCM 4.9	489	31.8%	Y	N/EL	N/EL	N/EL	N/EL	N/EL	Y	Y	n/a	Y	Y	Y	Y	28.6%	E	
District heating/cooling distribution	CCM 4.15	4	0.3%	Y	N/EL	N/EL	N/EL	N/EL	N/EL	Y	Y	Y	Y	n/a	Y	Y	0.3%		
Cogeneration of heat/cool and power from bioenergy	CCM 4.20	1	0.1%	Y	N/EL	N/EL	N/EL	N/EL	N/EL	Y	Y	Y	Y	n/a	Y	Y	0.0%		
Collection and transport of non-hazardous waste in source segregated fractions	CCM 5.5	0	0.0%	Y	N/EL	N/EL	N/EL	N/EL	N/EL	Y	Y	n/a	n/a	Y	n/a	Y	0.5%		
Infrastructure for rail transport	CCM 6.14	45	2.9%	Y	N/EL	N/EL	N/EL	N/EL	N/EL	Y	Y	Y	Y	Y	Y	Y	1.7%	E	
Installation, maintenance and repair of renewable energy technologies	CCM 7.6	1	0.1%	Y	N/EL	N/EL	N/EL	N/EL	N/EL	Y	Y	n/a	n/a	n/a	n/a	Y	0.1%	E	
<b>OpEx of environmentally sustainable activities (Taxonomy-aligned) (A.1)</b>		<b>585</b>	<b>38.0%</b>	38.8 %	0%	0%	0%	0%	0%	Y							34.0%		
<b>Of which enabling</b>		535	34.8%	34.80%													30.3%	E	
<b>Of which transitional</b>		0	0.0%	0.0%													0.0%		T
<b>A.2 Taxonomy-eligible but not environmentally sustainable activities (not Taxonomy-aligned activities)</b>																			

Financial year 2024	2024			Substantial contribution criteria						DNSH criteria						Minimum Safeguards (17)	Proportion of Taxonomy-aligned (A.1.) or -eligible (A.2.) OpEx, year 2023 (18)	Category enabling activity (19)	Category transitional activity (20)	
										"Does Not Significantly Harm"										
Economic activities	Code (2)	OpEx (3)	Proportion of Turnover, year N (4)	Climate Change Mitigation (5)	Climate Change Adaptation (6)	Water (7)	Pollution (8)	Circular Economy (9)	Biodiversity (10)	Climate Change Mitigation (11)	Climate Change Adaptation (12)	Water (13)	Pollution (14)	Circular Economy (15)	Biodiversity (16)					
				EL; N/EL	EL; N/EL	EL; N/EL	EL; N/EL	EL; N/EL	EL; N/EL											
Electricity generation from wind power	CCM 4.3	2	0.1%	EL	N/EL	N/EL	N/EL	N/EL	N/EL								0.2%			
Electricity generation from hydropower	CCM 4.5	24	1.6%	EL	N/EL	N/EL	N/EL	N/EL	N/EL								1.1%			
Transmission and distribution of electricity	CCM 4.9	2	0.1%	EL	N/EL	N/EL	N/EL	N/EL	N/EL								0.1%			
Storage of electricity	CCM 4.10	37	2.4%	EL	N/EL	N/EL	N/EL	N/EL	N/EL								1.5%			
District heating/cooling distribution	CCM 4.15	9	0.6%	EL	N/EL	N/EL	N/EL	N/EL	N/EL								0.6%			
Cogeneration of heat/cool and power from bioenergy	CCM 4.20	9	0.6%	EL	N/EL	N/EL	N/EL	N/EL	N/EL								0.3%			
Production of heat/cool from bioenergy	CCM 4.24	0	0.0%	EL	N/EL	N/EL	N/EL	N/EL	N/EL								0.0%			
Electricity generation from fossil gaseous fuels	CCM 4.29	13	0.8%														0.0%			
High-efficiency co-generation of heat/cool and power from fossil gaseous fuels	CCM 4.30	41	2.7%	EL	N/EL	N/EL	N/EL	N/EL	N/EL								2.6%			
Production of heat/cool from fossil gaseous fuels in an efficient district heating and cooling system	CCM 4.31	1	0.1%	EL	N/EL	N/EL	N/EL	N/EL	N/EL								0.0%			
Repair, refurbishment and remanufacturing	CE 5.1	10	0.7%	N/EL	N/EL	N/EL	N/EL	EL	N/EL								1.2%			
Renewal of waste water collection and treatment	CCM 5.4	13	0.8%	EL	N/EL	N/EL	N/EL	N/EL	N/EL								0.6%			
OpEx of Taxonomy-eligible but not environmentally sustainable activities (not Taxonomy-aligned activities) (A.2)		161	10.5%	9.8%				0.7%									8.2%			
OpEx of Taxonomy eligible activities (A.1+A.2)		746	48.5%														42.2%			
B. TAXONOMY-NON-ELIGIBLE ACTIVITIES																				



Financial year 2024	2024			Substantial contribution criteria						DNSH criteria										
										“Does Not Significantly Harm”										
Economic activities	Code (2)	OpEx (3)	Proportion of Turnover, year N (4)	Climate Change Mitigation (5)	Climate Change Adaptation (6)	Water (7)	Pollution (8)	Circular Economy (9)	Biodiversity (10)	Climate Change Mitigation (11)	Climate Change Adaptation (12)	Water (13)	Pollution (14)	Circular Economy (15)	Biodiversity (16)	Minimum Safeguards (17)	Proportion of Taxonomy- aligned (A.1.) or -eligible (A.2.) OpEx, year 2023 (18)	Category enabling activity (19)	Category transitional activity (20)	
OpEx of Taxonomy-non-eligible activities		792	51.5%																	
Total (A + B)		1,538	100.00%																	

In accordance with Regulation 2023/2486, the code is an abbreviation of the relevant objective to which the economic activity makes a substantial contribution, as well as the number of the section dedicated to that activity in the relevant annex concerning the objective, namely:

- climate change mitigation: CCM
- climate change adaptation: CCA
- water and marine resources: WTR
- circular economy: CE
- pollution prevention and control: PPC
- biodiversity and ecosystems: BIO

Table: Proportion of OpEx by climate target for 2024

	Proportion of OpEx/Total OpEx	
	Taxonomy - aligned per objective	Taxonomy - eligible per objective
CCM	38.0%	47.8%
CCA	0.0%	0.0%
WTR	0.0%	0.0%
CE	0.0%	0.7%
PPC	0.0%	0.0%
BIO	0.0%	0.0%

### TURNOVER

Total eligible turnover amounted to PLN 22,381 million, made up of segment revenues, as shown in the table below.

Table: Value of turnover from Taxonomy-eligible activities by segments of the PGE Capital Group (PLN million)

Segment	2024	2023	Difference
Renewables	2,365	2,707	-342
Gas-fired Generation	1,466	0	1,466
Conventional Generation	9	21	-12
District Heating	4,267	4,446	-180
Distribution	11,161	10,461	700
Railway Energy Services	2,960	2,108	852
Supply	154	125	29
Circular Economy	0	4	-4
Other Operations	0	0	0
<b>Total</b>	<b>22,381</b>	<b>19,872</b>	<b>2,509</b>
<i>including:</i>			
<b>Taxonomy-eligible and environmentally sustainable activities</b>	<b>14,996</b>	<b>13,478</b>	<b>1,518</b>
<b>Taxonomy-eligible but not environmentally sustainable activities</b>	<b>7,385</b>	<b>6,394</b>	<b>991</b>

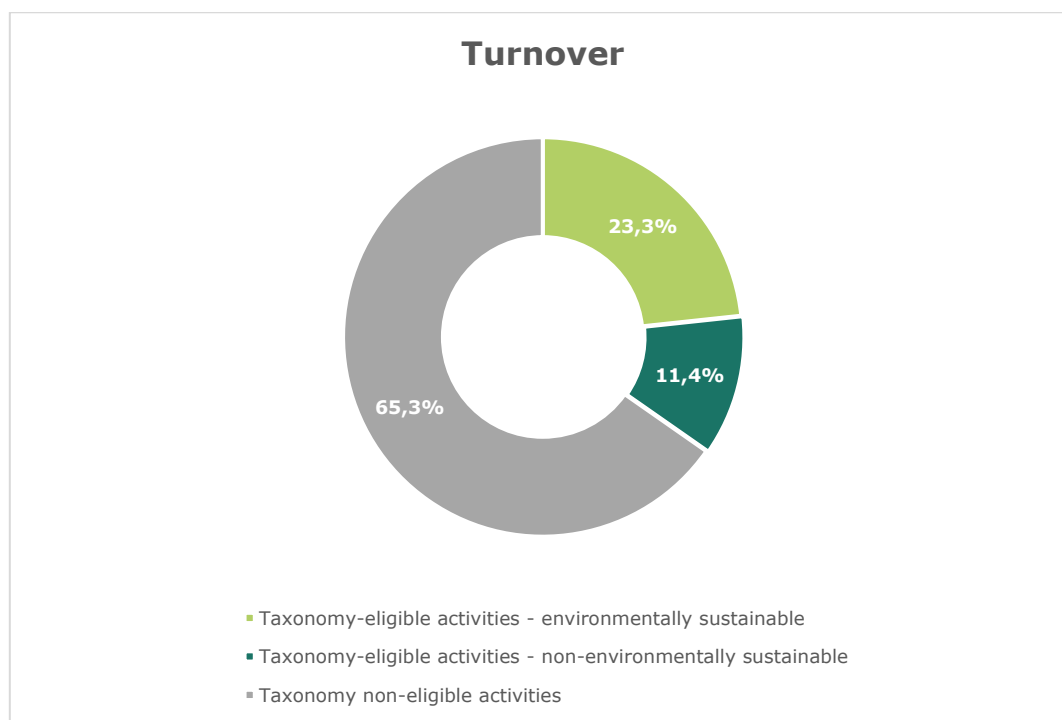
The PLN 2,509 million increase in turnover of Taxonomy-eligible activities compared to 2023 is primarily attributable to changes in the following segments:

- Distribution – an increase in average tariff rates compared to 2023
- Railway Energy Services – inclusion of the full-year value for 2024, whereas in the previous year, only nine months were accounted for; the Railway Energy Services segment was acquired in the second quarter of 2023
- Gas-fired Generation – recognition of revenue following the commencement of operational activities by PGE Gryfino Dolna Odra sp. z o.o.

Within the segments, Taxonomy-aligned activities were identified, generating a total turnover of PLN 14,996 million. The majority related to the following activities:

- CCM 4.9 Transmission and distribution of electricity under: Distribution and Railway Energy Services
- CCM 4.3 Electricity generation from wind power under Renewables
- CCM 6.14 Infrastructure for rail transport under Railway Energy Services

Figure: Share of environmentally sustainable and non-environmentally sustainable and Taxonomy-non-eligible activities in turnover



### CAPEX

Total eligible CapEx amounted to PLN 9,244 million, made up of segment CapEx, as shown in the table below.

Table: Value of CapEx of Taxonomy-eligible activities by segments of the PGE Capital Group (PLN million)

Segment	2024	2023 <sup>1</sup>	Difference
Renewables	1,641	1,553	88
Gas-fired Generation	2,451	603	1,848
Conventional Generation	41	76	-35
District Heating	774	950	-176
Distribution	3,834	4,220	-386
Railway Energy Services	484	7,286	-6,802
Supply	4	4	0
Circular Economy	0	6	-6
Other Operations	15	11	4
<b>Total</b>	<b>9,244</b>	<b>14,709</b>	<b>-5,465</b>
<i>including:</i>			
<b>Taxonomy-eligible and environmentally sustainable activities</b>	<b>4,715</b>	<b>12,412</b>	<b>-7,697</b>
<b>Taxonomy-eligible but not environmentally sustainable activities</b>	<b>4,529</b>	<b>2,297</b>	<b>2,232</b>

<sup>1</sup> Due to the separation of the Gas-fired Generation segment, data for 2023 have been adjusted for comparability.

The PLN 5,465 million decrease in CapEx of Taxonomy-eligible activities compared to 2023 is primarily attributable to changes in the following segments:

Railway Energy Services – last year, a one-off inclusion of tangible assets under the Railway Energy Services segment was recorded, which significantly increased the numerator (by PLN 6,265 million).

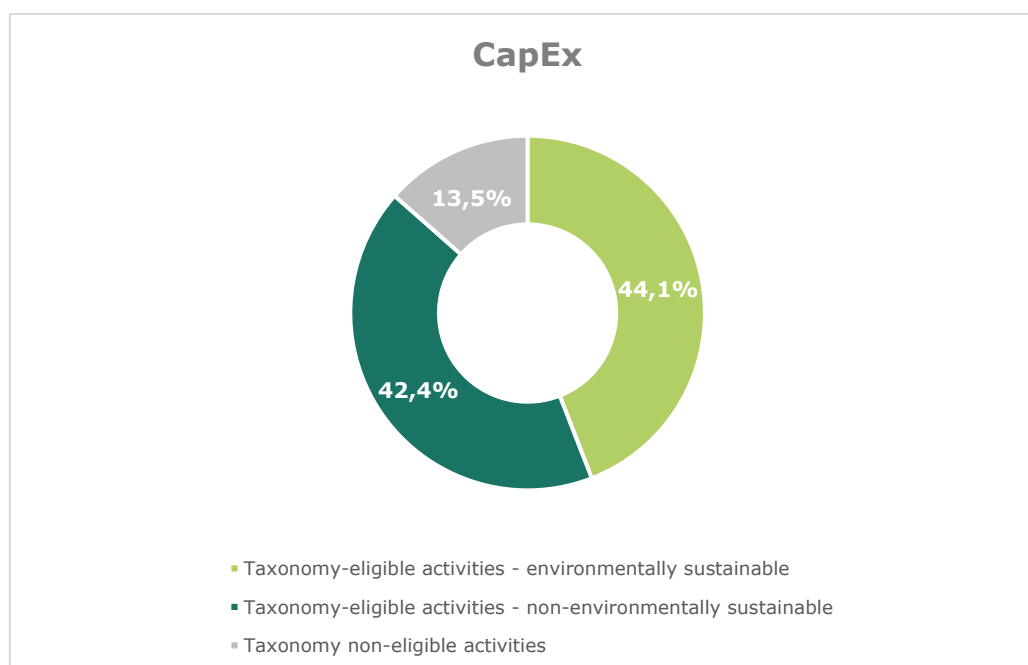
Gas-fired Generation – capital expenditure increased in line with the adopted schedule.

Distribution, District Heating – lower CapEx in line with the adopted schedule.

Within the segments, Taxonomy-aligned activities were identified, generating a total CapEx of PLN 4,715 million. The majority related to the following activities:

- CCM 4.9 Transmission and distribution of electricity under: Distribution and Railway Energy Services
- CCM 4.1 Electricity generation using solar photovoltaic technology under Renewables
- CCM 6.14 Infrastructure for rail transport under Railway Energy Services

Figure: Share of environmentally sustainable and non-environmentally sustainable and Taxonomy-non-eligible activities in CapEx.



## OPEX

Total OpEx from eligible activities amounted to PLN 746 million, consisting of OpEx by segment.

Table: Value of OpEx of Taxonomy-eligible activities by segments of the PGE Capital Group (PLN million)

Segment	2024	2023	Difference
Renewables	108	77	31
Gas-fired Generation	13	0	13
Conventional Generation	29	29	0
District Heating	61	48	13
Distribution	349	305	44
Railway Energy Services	183	105	78
Supply	3	2	1
Circular Economy	0	7	-7
Other Operations	0	0	0

<b>Total</b>	<b>746</b>	<b>573</b>	<b>173</b>
<b>of which:</b>			
<b>Taxonomy-eligible and environmentally sustainable activities</b>	<b>585</b>	<b>461</b>	<b>124</b>
<b>Taxonomy-eligible but not environmentally sustainable activities</b>	<b>161</b>	<b>112</b>	<b>49</b>

The PLN 173 million increase in OpEx of Taxonomy-eligible activities compared to 2023 is primarily attributable to changes in the following segments:

Distribution – increase in operating costs related to network assets and IT services,

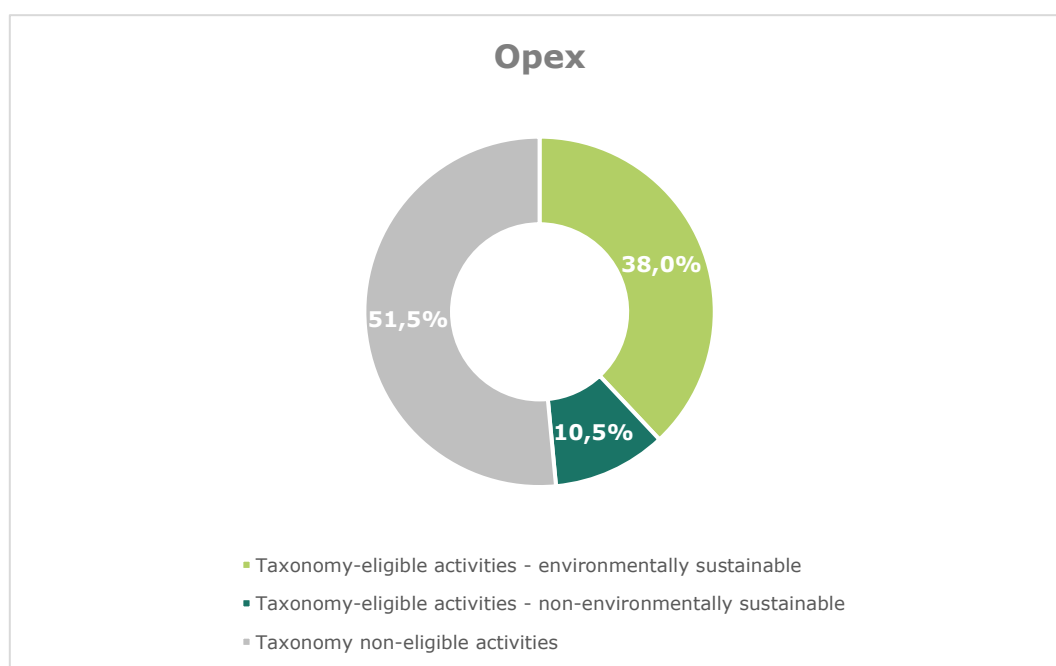
Railway Energy Services – increase in costs due to the fact that in 2023 only nine months were accounted for (from the date of acquisition of the Railway Energy Services segment), whereas in 2024 the costs cover the entire year,

Renewables – increase in overhaul and operational services costs.

Within the segments, Taxonomy-aligned activities were identified, generating total OpEx of PLN 585 million, which is PLN 124 million higher compared to 2023. The majority of this amount related to the following activities:

- CCM 4.9: Transmission and distribution of electricity under: Distribution and Railway Energy Services
- CCM 6.14: Infrastructure for rail transport under Railway Energy Services
- CCM 4.3: Electricity generation from wind power under Renewables

Figure: Share of environmentally sustainable and non-environmentally sustainable and Taxonomy-non-eligible activities in OpEx



### Link between Taxonomy Indicators and the PGE Capital Group Strategy

The PGE Capital Group aims to carry out tangible investments in alignment with the EU Environmental Taxonomy, to the extent permitted by technological capabilities. The investments currently being implemented are expected to lead to an increase in the value of taxonomy indicators, particularly with regard to Objective 1: climate change mitigation.

The disclosure in accordance with Annex III to Commission Delegated Regulation (EU) 2022/1214, supplementing Commission Delegated Regulation (EU) 2021/2178 with Annex XII concerning standard templates for the purposes of disclosures referred to in Article 8(6) and (7) — i.e. for nuclear and fossil gas related activities — has been provided in Annex 1 to this report.

**Attachment no. 1: PGE Capital Group's nuclear and fossil gas related activities under the EU Environmental Taxonomy (PLN million)**

The disclosure in accordance with Annex III to Commission Delegated Regulation (EU) 2022/1214, supplementing Commission Delegated Regulation (EU) 2021/2178 with Annex XII concerning standard templates for the purposes of disclosures referred to in Article 8(6) and (7) — i.e. for nuclear and fossil gas related activities

TURNOVER

<b>1 Nuclear and fossil gas related activities</b>		
<b>Row</b>	<b>Nuclear energy related activities</b>	
1	The undertaking carries out, funds or has exposures to research, development, demonstration and deployment of innovative electricity generation facilities that produce energy from nuclear processes with minimal waste from the fuel cycle.	NO
2	The undertaking carries out, funds or has exposures to construction and safe operation of new nuclear installations to produce electricity or process heat, including for the purposes of district heating or industrial processes such as hydrogen production, as well as their safety upgrades, using best available technologies.	NO
3	The undertaking carries out, funds or has exposures to safe operation of existing nuclear installations that produce electricity or process heat, including for the purposes of district heating or industrial processes such as hydrogen production from nuclear energy, as well as their safety upgrades.	NO
<b>Fossil gas related activities</b>		
4	The undertaking carries out, funds or has exposures to construction or operation of electricity generation facilities that produce electricity using fossil gaseous fuels.	YES
5	The undertaking carries out, funds or has exposures to construction, refurbishment, and operation of combined heat/cool and power generation facilities using fossil gaseous fuels.	YES
6	The undertaking carries out, funds or has exposures to construction, refurbishment and operation of heat generation facilities that produce heat/cool using fossil gaseous fuels.	YES

<b>2 Taxonomy-aligned economic activities (denominator)</b>							
Row	Economic activities	Amount and proportion (the information is to be presented in monetary amounts and as percentages)					
		CCM + CCA		Climate Change Mitigation (CCM)		Climate change adaptation (CCA)	
		Amount	%	Amount	%	Amount	%
1	Amount and proportion of taxonomy-aligned economic activity referred to in Section 4.26 of Annexes I and II to Delegated Regulation 2021/2139 in the denominator of the applicable KPI	0	0.0%	0	0.0%	0	0.0%
2	Amount and proportion of taxonomy-aligned economic activity referred to in Section 4.27 of Annexes I and II to Delegated Regulation 2021/2139 in the denominator of the applicable KPI	0	0.0%	0	0.0%	0	0.0%
3	Amount and proportion of taxonomy-aligned economic activity referred to in Section 4.28 of Annexes I and II to Delegated Regulation 2021/2139 in the denominator of the applicable KPI	0	0.0%	0	0.0%	0	0.0%
4	Amount and proportion of taxonomy-aligned economic activity referred to in Section 4.29 of Annexes I and II to Delegated Regulation 2021/2139 in the denominator of the applicable KPI	0	0.0%	0	0.0%	0	0.0%
5	Amount and proportion of taxonomy-aligned economic activity referred to in Section 4.30 of Annexes I and II to Delegated Regulation 2021/2139 in the denominator of the applicable KPI	0	0.0%	0	0.0%	0	0.0%
6	Amount and proportion of taxonomy-aligned economic activity referred to in Section 4.31 of Annexes I and II to Delegated Regulation 2021/2139 in the denominator of the applicable KPI	0	0.0%	0	0.0%	0	0.0%
7	Amount and proportion of other taxonomy-aligned economic activities not referred to in rows 1 to 6 above in the denominator of the applicable KPI	14,996	23.3%	14,996	23.3%	0	0.0%
8	Total applicable KPI	64,483	100.0%	64,483	100.0%	0	0.0%

<b>3 Taxonomy-aligned economic activities (numerator)</b>							
Row	Economic activities	Amount and proportion (the information is to be presented in monetary amounts and as percentages)					
		CCM + CCA		Climate Change Mitigation (CCM)		Climate Change Adaptation (CCA)	
		Amount	%	Amount	%	Amount	%
1.	Amount and proportion of taxonomy-aligned economic activity referred to in Section 4.26 of Annexes I and II to Delegated Regulation 2021/2139 in the numerator of the applicable KPI	0	0.0%	0	0.0%	0	0.0%
2.	Amount and proportion of taxonomy-aligned economic activity referred to in Section 4.27 of Annexes I and II to Delegated Regulation 2021/2139 in the numerator of the applicable KPI	0	0.0%	0	0.0%	0	0.0%
3.	Amount and proportion of taxonomy-aligned economic activity referred to in Section 4.28 of Annexes I and II to Delegated Regulation 2021/2139 in the numerator of the applicable KPI	0	0.0%	0	0.0%	0	0.0%
4.	Amount and proportion of taxonomy-aligned economic activity referred to in Section 4.29 of Annexes I and II to Delegated Regulation 2021/2139 in the numerator of the applicable KPI	0	0.0%	0	0.0%	0	0.0%
5.	Amount and proportion of taxonomy-aligned economic activity referred to in Section 4.30 of Annexes I and II to Delegated Regulation 2021/2139 in the numerator of the applicable KPI	0	0.0%	0	0.0%	0	0.0%
6.	Amount and proportion of taxonomy-aligned economic activity referred to in Section 4.31 of Annexes I and II to Delegated Regulation 2021/2139 in the numerator of the applicable KPI	0	0.0%	0	0.0%	0	0.0%
7.	Amount and proportion of other taxonomy-aligned economic activities not referred to in rows 1 to 6 above in the numerator of the applicable KPI	14,996	100.0%	14,996	100.0%	0	0.0%

8.	Total amount and proportion of taxonomy-aligned economic activities in the numerator of the applicable KPI	14,996	100.0%	14,996	100.0%	0	0.0%
----	--	--------	--------	--------	--------	---	------



4 Taxonomy-eligible but not taxonomy-aligned economic activities							
Row	Economic activities	Amount and proportion (the information is to be presented in monetary amounts and as percentages)					
		CCM + CCA		Climate Change Mitigation (CCM)		Climate Change Adaptation (CCA)	
		Amount	%	Amount	%	Amount	%
1.	Amount and proportion of taxonomy-eligible but not taxonomy-aligned economic activity referred to in Section 4.26 of Annexes I and II to Delegated Regulation 2021/2139 in the denominator of the applicable KPI	0	0.0%	0	0.0%	0	0.0%
2.	Amount and proportion of taxonomy-eligible but not taxonomy-aligned economic activity referred to in Section 4.27 of Annexes I and II to Delegated Regulation 2021/2139 in the denominator of the applicable KPI	0	0.0%	0	0.0%	0	0.0%
3.	Amount and proportion of taxonomy-eligible but not taxonomy-aligned economic activity referred to in Section 4.28 of Annexes I and II to Delegated Regulation 2021/2139 in the denominator of the applicable KPI	0	0.0%	0	0.0%	0	0.0%
4.	Amount and proportion of taxonomy-eligible but not taxonomy-aligned economic activity referred to in Section 4.29 of Annexes I and II to Delegated Regulation 2021/2139 in the denominator of the applicable KPI	1,466	19.8%	1,466	19.8%	0	0.0%
5.	Amount and proportion of taxonomy-eligible but not taxonomy-aligned economic activity referred to in Section 4.30 of Annexes I and II to Delegated Regulation 2021/2139 in the denominator of the applicable KPI	3,368	45.6%	3,368	45.6%	0	0.0%
6.	Amount and proportion of taxonomy-eligible but not taxonomy-aligned economic activity referred to in Section 4.31 of Annexes I and II to Delegated Regulation 2021/2139 in the denominator of the applicable KPI	316	4.3%	316	4.3%	0	0.0%
7.	Amount and proportion of other taxonomy-eligible but not taxonomy-aligned economic activities not referred to in rows 1 to 6 above in the denominator of the applicable KPI	2,235	30.3%	2,235	30.3%	0	0.0%
8.	Total amount and proportion of taxonomy eligible but not taxonomy-aligned economic activities in the denominator of the applicable KPI	7,385	100.0%	7,385	100.0%	0	0.0%

5 Taxonomy non-eligible economic activities			
Row	Economic activities	Amount	%
1.	Amount and proportion of Taxonomy-non-eligible economic activity referred to in Section 4.26 of Annexes I and II to Delegated Regulation 2021/2139 in the denominator of the applicable KPI	0	0.0%
2.	Amount and proportion of Taxonomy-non-eligible economic activity referred to in Section 4.27 of Annexes I and II to Delegated Regulation 2021/2139 in the denominator of the applicable KPI	0	0.0%
3.	Amount and proportion of Taxonomy-non-eligible economic activity referred to in Section 4.28 of Annexes I and II to Delegated Regulation 2021/2139 in the denominator of the applicable KPI	0	0.0%
4.	Amount and proportion of Taxonomy-non-eligible economic activity referred to in Section 4.29 of Annexes I and II to Delegated Regulation 2021/2139 in the denominator of the applicable KPI	0	0.0%
5.	Amount and proportion of Taxonomy-non-eligible economic activity referred to in Section 4.30 of Annexes I and II to Delegated Regulation 2021/2139 in the denominator of the applicable KPI	0	0.0%
6.	Amount and proportion of Taxonomy-non-eligible economic activity referred to in Section 4.31 of Annexes I and II to Delegated Regulation 2021/2139 in the denominator of the applicable KPI	0	0.0%
7.	Amount and proportion of other Taxonomy-non-eligible economic activities not referred to in rows 1 to 6 above in the denominator of the applicable KPI	0	0.0%
8.	Total amount and proportion of Taxonomy-non-eligible economic activities in the denominator of the applicable KPI	42,102	100.0%

CAPEX

1 Nuclear and fossil gas related activities			
Row	Nuclear energy related activities		
1	The undertaking carries out, funds or has exposures to research, development, demonstration and deployment of innovative electricity generation facilities that produce energy from nuclear processes with minimal waste from the fuel cycle.	NO	
2	The undertaking carries out, funds or has exposures to construction and safe operation of new nuclear installations to produce electricity or process heat, including for the purposes of district heating or industrial processes such as hydrogen production, as well as their safety upgrades, using best available technologies.	NO	
3	The undertaking carries out, funds or has exposures to safe operation of existing nuclear installations that produce electricity or process heat, including for the purposes of district heating or industrial processes such as hydrogen production from nuclear energy, as well as their safety upgrades.	NO	
Fossil gas related activities			
4	The undertaking carries out, funds or has exposures to construction or operation of electricity generation facilities that produce electricity using fossil gaseous fuels.	YES	
5	The undertaking carries out, funds or has exposures to construction, refurbishment, and operation of combined heat/cool and power generation facilities using fossil gaseous fuels.	YES	
6	The undertaking carries out, funds or has exposures to construction, refurbishment and operation of heat generation facilities that produce heat/cool using fossil gaseous fuels.	YES	

2 Taxonomy-aligned economic activities (denominator)							
Row	Economic activities	Amount and proportion (the information is to be presented in monetary amounts and as percentages)					
		CCM + CCA		Climate Change Mitigation (CCM)		Climate Change Adaptation (CCA)	
		Amount	%	Amount	%	Amount	%
1	Amount and proportion of taxonomy-aligned economic activity referred to in Section 4.26 of Annexes I and II to Delegated Regulation 2021/2139 in the denominator of the applicable KPI	0	0.0%	0	0.0%	0	0.0%
2	Amount and proportion of taxonomy-aligned economic activity referred to in Section 4.27 of Annexes I and II to Delegated Regulation 2021/2139 in the denominator of the applicable KPI	0	0.0%	0	0.0%	0	0.0%
3	Amount and proportion of taxonomy-aligned economic activity referred to in Section 4.28 of Annexes I and II to Delegated Regulation 2021/2139 in the denominator of the applicable KPI	0	0.0%	0	0.0%	0	0.0%
4	Amount and proportion of taxonomy-aligned economic activity referred to in Section 4.29 of Annexes I and II to Delegated Regulation 2021/2139 in the denominator of the applicable KPI	0	0.0%	0	0.0%	0	0.0%
5	Amount and proportion of taxonomy-aligned economic activity referred to in Section 4.30 of Annexes I and II to Delegated Regulation 2021/2139 in the denominator of the applicable KPI	0	0.0%	0	0.0%	0	0.0%
6	Amount and proportion of taxonomy-aligned economic activity referred to in Section 4.31 of Annexes I and II to Delegated Regulation 2021/2139 in the denominator of the applicable KPI	0	0.0%	0	0.0%	0	0.0%
7	Amount and proportion of other taxonomy-aligned economic activities not referred to in rows 1 to 6 above in the denominator of the applicable KPI	4,715	44.1%	4,715	44.1%	0	0.0%
8	Total applicable KPI	10,689	100.0%	10,689	100.0%	0	0.0%

<b>3 Taxonomy-aligned economic activities (numerator)</b>							
<b>Row</b>	<b>Economic activities</b>	<b>Amount and proportion (the information is to be presented in monetary amounts and as percentages)</b>					
		<b>CCM + CCA</b>		<b>Climate Change Mitigation (CCM)</b>		<b>Climate change adaptation (CCA)</b>	
		<b>Amount</b>	<b>%</b>	<b>Amount</b>	<b>%</b>	<b>Amount</b>	<b>%</b>
1.	Amount and proportion of taxonomy-aligned economic activity referred to in Section 4.26 of Annexes I and II to Delegated Regulation 2021/2139 in the numerator of the applicable KPI	0	0.0%	0	0.0%	0	0.0%
2.	Amount and proportion of taxonomy-aligned economic activity referred to in Section 4.27 of Annexes I and II to Delegated Regulation 2021/2139 in the numerator of the applicable KPI	0	0.0%	0	0.0%	0	0.0%
3.	Amount and proportion of taxonomy-aligned economic activity referred to in Section 4.28 of Annexes I and II to Delegated Regulation 2021/2139 in the numerator of the applicable KPI	0	0.0%	0	0.0%	0	0.0%
4.	Amount and proportion of taxonomy-aligned economic activity referred to in Section 4.29 of Annexes I and II to Delegated Regulation 2021/2139 in the numerator of the applicable KPI	0	0.0%	0	0.0%	0	0.0%
5.	Amount and proportion of taxonomy-aligned economic activity referred to in Section 4.30 of Annexes I and II to Delegated Regulation 2021/2139 in the numerator of the applicable KPI	0	0.0%	0	0.0%	0	0.0%
6.	Amount and proportion of taxonomy-aligned economic activity referred to in Section 4.31 of Annexes I and II to Delegated Regulation 2021/2139 in the numerator of the applicable KPI	0	0.0%	0	0.0%	0	0.0%
7.	Amount and proportion of other taxonomy-aligned economic activities not referred to in rows 1 to 6 above in the numerator of the applicable KPI	4,715	100.0%	4,715	100.0%	0	0.0%
8.	Total amount and proportion of taxonomy-aligned economic activities in the numerator of the applicable KPI	4,715	100.0%	4,715	100.0%	0	0.0%

4 Taxonomy-eligible but not taxonomy-aligned economic activities							
Row	Economic activities	Amount and proportion (the information is to be presented in monetary amounts and as percentages)					
		CCM + CCA		Climate Change Mitigation (CCM)		Climate Change Adaptation (CCA)	
		Amount	%	Amount	%	Amount	%
1.	Amount and proportion of taxonomy-eligible but not taxonomy-aligned economic activity referred to in Section 4.26 of Annexes I and II to Delegated Regulation 2021/2139 in the denominator of the applicable KPI	0	0.0%	0	0.0%	0	0.0%
2.	Amount and proportion of taxonomy-eligible but not taxonomy-aligned economic activity referred to in Section 4.27 of Annexes I and II to Delegated Regulation 2021/2139 in the denominator of the applicable KPI	0	0.0%	0	0.0%	0	0.0%
3.	Amount and proportion of taxonomy-eligible but not taxonomy-aligned economic activity referred to in Section 4.28 of Annexes I and II to Delegated Regulation 2021/2139 in the denominator of the applicable KPI	0	0.0%	0	0.0%	0	0.0%
4.	Amount and proportion of taxonomy-eligible but not taxonomy-aligned economic activity referred to in Section 4.29 of Annexes I and II to Delegated Regulation 2021/2139 in the denominator of the applicable KPI	2,451	54.1%	2,451	54.1%	0	0.0%
5.	Amount and proportion of taxonomy-eligible but not taxonomy-aligned economic activity referred to in Section 4.30 of Annexes I and II to Delegated Regulation 2021/2139 in the denominator of the applicable KPI	564	12.4%	564	12.4%	0	0.0%
6.	Amount and proportion of taxonomy-eligible but not taxonomy-aligned economic activity referred to in Section 4.31 of Annexes I and II to Delegated Regulation 2021/2139 in the denominator of the applicable KPI	111	2.5%	111	2.5%	0	0.0%
7.	Amount and proportion of other taxonomy-eligible but not taxonomy-aligned economic activities not referred to in rows 1 to 6 above in the denominator of the applicable KPI	1,403	31.0%	1,403	31.0%	0	0.0%
8.	Total amount and proportion of taxonomy eligible but not taxonomy-aligned economic activities in the denominator of the applicable KPI	4,529	100.0%	4,529	100.0%	0	0.0%

5 Taxonomy non-eligible economic activities			
Row	Economic activities	Amount	%
1.	Amount and proportion of Taxonomy-non-eligible economic activity referred to in Section 4.26 of Annexes I and II to Delegated Regulation 2021/2139 in the denominator of the applicable KPI	0	0.0%
2.	Amount and proportion of Taxonomy-non-eligible economic activity referred to in Section 4.27 of Annexes I and II to Delegated Regulation 2021/2139 in the denominator of the applicable KPI	0	0.0%
3.	Amount and proportion of Taxonomy-non-eligible economic activity referred to in Section 4.28 of Annexes I and II to Delegated Regulation 2021/2139 in the denominator of the applicable KPI	0	0.0%
4.	Amount and proportion of Taxonomy-non-eligible economic activity referred to in Section 4.29 of Annexes I and II to Delegated Regulation 2021/2139 in the denominator of the applicable KPI	0	0.0%
5.	Amount and proportion of Taxonomy-non-eligible economic activity referred to in Section 4.30 of Annexes I and II to Delegated Regulation 2021/2139 in the denominator of the applicable KPI	0	0.0%
6.	Amount and proportion of Taxonomy-non-eligible economic activity referred to in Section 4.31 of Annexes I and II to Delegated Regulation 2021/2139 in the denominator of the applicable KPI	0	0.0%
7.	Amount and proportion of other Taxonomy-non-eligible economic activities not referred to in rows 1 to 6 above in the denominator of the applicable KPI	0	0.0%
8.	Total amount and proportion of Taxonomy-non-eligible economic activities in the denominator of the applicable KPI	1,445	100.0%

OPEX

1 Nuclear and fossil gas related activities			
Row	Nuclear energy related activities		
1	The undertaking carries out, funds or has exposures to research, development, demonstration and deployment of innovative electricity generation facilities that produce energy from nuclear processes with minimal waste from the fuel cycle.	NO	
2	The undertaking carries out, funds or has exposures to construction and safe operation of new nuclear installations to produce electricity or process heat, including for the purposes of district heating or industrial processes such as hydrogen production, as well as their safety upgrades, using best available technologies.	NO	
3	The undertaking carries out, funds or has exposures to safe operation of existing nuclear installations that produce electricity or process heat, including for the purposes of district heating or industrial processes such as hydrogen production from nuclear energy, as well as their safety upgrades.	NO	
Fossil gas related activities			
4	The undertaking carries out, funds or has exposures to construction or operation of electricity generation facilities that produce electricity using fossil gaseous fuels.	YES	
5	The undertaking carries out, funds or has exposures to construction, refurbishment, and operation of combined heat/cool and power generation facilities using fossil gaseous fuels.	YES	
6	The undertaking carries out, funds or has exposures to construction, refurbishment and operation of heat generation facilities that produce heat/cool using fossil gaseous fuels.	YES	

2 Taxonomy-aligned economic activities (denominator)							
Row	Economic activities	Amount and proportion (the information is to be presented in monetary amounts and as percentages)					
		CCM + CCA		Climate Change Mitigation (CCM)		Climate Change Adaptation (CCA)	
		Amount	%	Amount	%	Amount	%
1	Amount and proportion of taxonomy-aligned economic activity referred to in Section 4.26 of Annexes I and II to Delegated Regulation 2021/2139 in the denominator of the applicable KPI	0	0.0%	0	0.0%	0	0.0%
2	Amount and proportion of taxonomy-aligned economic activity referred to in Section 4.27 of Annexes I and II to Delegated Regulation 2021/2139 in the denominator of the applicable KPI	0	0.0%	0	0.0%	0	0.0%
3	Amount and proportion of taxonomy-aligned economic activity referred to in Section 4.28 of Annexes I and II to Delegated Regulation 2021/2139 in the denominator of the applicable KPI	0	0.0%	0	0.0%	0	0.0%
4	Amount and proportion of taxonomy-aligned economic activity referred to in Section 4.29 of Annexes I and II to Delegated Regulation 2021/2139 in the denominator of the applicable KPI	0	0.0%	0	0.0%	0	0.0%
5	Amount and proportion of taxonomy-aligned economic activity referred to in Section 4.30 of Annexes I and II to Delegated Regulation 2021/2139 in the denominator of the applicable KPI	0	0.0%	0	0.0%	0	0.0%
6	Amount and proportion of taxonomy-aligned economic activity referred to in Section 4.31 of Annexes I and II to Delegated Regulation 2021/2139 in the denominator of the applicable KPI	0	0.0%	0	0.0%	0	0.0%
7	Amount and proportion of other taxonomy-aligned economic activities not referred to in rows 1 to 6 above in the denominator of the applicable KPI	585	38.0%	585	38.0%	0	0.0%
8	Total applicable KPI	1,538	100.0%	1,538	100.0%	0	0.0%

3 Taxonomy-aligned economic activities (numerator)							
Row	Economic activities	Amount and proportion (the information is to be presented in monetary amounts and as percentages)					
		CCM + CCA		Climate Change Mitigation (CCM)		Climate Change Adaptation (CCA)	
		Amount	%	Amount	%	Amount	%
1.	Amount and proportion of taxonomy-aligned economic activity referred to in Section 4.26 of Annexes I and II to Delegated Regulation 2021/2139 in the numerator of the applicable KPI	0	0.0%	0	0.0%	0	0.0%
2.	Amount and proportion of taxonomy-aligned economic activity referred to in Section 4.27 of Annexes I and II to Delegated Regulation 2021/2139 in the numerator of the applicable KPI	0	0.0%	0	0.0%	0	0.0%
3.	Amount and proportion of taxonomy-aligned economic activity referred to in Section 4.28 of Annexes I and II to Delegated Regulation 2021/2139 in the numerator of the applicable KPI	0	0.0%	0	0.0%	0	0.0%
4.	Amount and proportion of taxonomy-aligned economic activity referred to in Section 4.29 of Annexes I and II to Delegated Regulation 2021/2139 in the numerator of the applicable KPI	0	0.0%	0	0.0%	0	0.0%
5.	Amount and proportion of taxonomy-aligned economic activity referred to in Section 4.30 of Annexes I and II to Delegated Regulation 2021/2139 in the numerator of the applicable KPI	0	0.0%	0	0.0%	0	0.0%
6.	Amount and proportion of taxonomy-aligned economic activity referred to in Section 4.31 of Annexes I and II to Delegated Regulation 2021/2139 in the numerator of the applicable KPI	0	0.0%	0	0.0%	0	0.0%
7.	Amount and proportion of other taxonomy-aligned economic activities not referred to in rows 1 to 6 above in the numerator of the applicable KPI	585	100.0%	585	100.0%	0	0.0%
8.	Total amount and proportion of taxonomy-aligned economic activities in the numerator of the applicable KPI	585	100.0%	585	100.0%	0	0.0%

4 Taxonomy-eligible but not taxonomy-aligned economic activities							
Row	Economic activities	Amount and proportion (the information is to be presented in monetary amounts and as percentages)					
		CCM + CCA		Climate Change Mitigation (CCM)		Climate Change Adaptation (CCA)	
		Amount	%	Amount	%	Amount	%
1.	Amount and proportion of taxonomy-eligible but not taxonomy-aligned economic activity referred to in Section 4.26 of Annexes I and II to Delegated Regulation 2021/2139 in the denominator of the applicable KPI	0	0.0%	0	0.0%	0	0.0%
2.	Amount and proportion of taxonomy-eligible but not taxonomy-aligned economic activity referred to in Section 4.27 of Annexes I and II to Delegated Regulation 2021/2139 in the denominator of the applicable KPI	0	0.0%	0	0.0%	0	0.0%
3.	Amount and proportion of taxonomy-eligible but not taxonomy-aligned economic activity referred to in Section 4.28 of Annexes I and II to Delegated Regulation 2021/2139 in the denominator of the applicable KPI	0	0.0%	0	0.0%	0	0.0%
4.	Amount and proportion of taxonomy-eligible but not taxonomy-aligned economic activity referred to in Section 4.29 of Annexes I and II to Delegated Regulation 2021/2139 in the denominator of the applicable KPI	13	8.1%	13	8.1%	0	0.0%
5.	Amount and proportion of taxonomy-eligible but not taxonomy-aligned economic activity referred to in Section 4.30 of Annexes I and II to Delegated Regulation 2021/2139 in the denominator of the applicable KPI	41	25.5%	41	25.6%	0	0.0%
6.	Amount and proportion of taxonomy-eligible but not taxonomy-aligned economic activity referred to in Section 4.31 of Annexes I and II to Delegated Regulation 2021/2139 in the denominator of the applicable KPI	1	0.6%	1	0.9%	0	0.0%
7.	Amount and proportion of other taxonomy-eligible but not taxonomy-aligned economic activities not referred to in rows 1 to 6 above in the denominator of the applicable KPI	106	65.8%	106	65.4%	0	0.0%

<b>4 Taxonomy-eligible but not taxonomy-aligned economic activities</b>							
8.	Total amount and proportion of taxonomy eligible but not taxonomy-aligned economic activities in the denominator of the applicable KPI	161	100.0%	161	100.0%	0	0.0%
<b>5 Taxonomy non-eligible economic activities</b>							
Row	Economic activities	Amount		%			
1.	Amount and proportion of Taxonomy-non-eligible economic activity referred to in Section 4.26 of Annexes I and II to Delegated Regulation 2021/2139 in the denominator of the applicable KPI	0		0.0%			
2.	Amount and proportion of Taxonomy-non-eligible economic activity referred to in Section 4.27 of Annexes I and II to Delegated Regulation 2021/2139 in the denominator of the applicable KPI	0		0.0%			
3.	Amount and proportion of Taxonomy-non-eligible economic activity referred to in Section 4.28 of Annexes I and II to Delegated Regulation 2021/2139 in the denominator of the applicable KPI	0		0.0%			
4.	Amount and proportion of Taxonomy-non-eligible economic activity referred to in Section 4.29 of Annexes I and II to Delegated Regulation 2021/2139 in the denominator of the applicable KPI	0		0.0%			
5.	Amount and proportion of Taxonomy-non-eligible economic activity referred to in Section 4.30 of Annexes I and II to Delegated Regulation 2021/2139 in the denominator of the applicable KPI	0		0.0%			
6.	Amount and proportion of Taxonomy-non-eligible economic activity referred to in Section 4.31 of Annexes I and II to Delegated Regulation 2021/2139 in the denominator of the applicable KPI	0		0.0%			
7.	Amount and proportion of other Taxonomy-non-eligible economic activities not referred to in rows 1 to 6 above in the denominator of the applicable KPI	0		0.0%			
8.	Total amount and proportion of Taxonomy-non-eligible economic activities in the denominator of the applicable KPI	792		100.0%			